


Setting Profile to Attract More Customers & Adding NDIS Item Code

Select "Profile"

Profile

Supplier Details: Erha Dermatologist ([edit](#))

Description: Allied Health

Image: 

Text Description: skin care, dermatologist

Description & Text Description

Explain what your business does so it can be searchable for new customers .

Add Logo, or photo

Enable professional invoice presentation

ERHACLINIC
SKIN SPECIALIST

Tax Invoice

Erha Dermatologist
ABN:2830427464
180/12 Elizabeth st
Melbourne VIC 3000
Accounts@test.com
Phone: 130055588

Dona Kirk
82 Alberti Drive
BLACKTOWN NSW 2148
MahendraPrasad12758@test.com

Invoice Number: 3
Invoice Date: Sep 24, 2019

Description	Quantity	Price	Amount
-------------	----------	-------	--------

Police Check: (Attach individual police check/s, or if organisation, attach the Police Check pr

File Name	Upload Date	Visible
Police check test.docx	24/09/19	<input checked="" type="checkbox"/>





Insurance:

Accreditation:

Upload Police Check, Insurance, Accreditation

Enable your Police Check, Insurance and Accreditation to be shown in customers' portal.

Home Care Provider and NDIS Provider don't need to send these documents one by one to each customer.

Name	Description	Police	Insur.	Accre.
Erha Dermatologist	 Allied Health	 24/09/19	 24/09/19	 24/09/19

Adding NDIS Item Code in Profile or Invoice

Add NDIS Item code in Profile

Add NDIS Item code in Invoice

NDIS Providers, add your NDIS Code/s

Codes relevant to Providers can be added to a profile:

1. Select Profile
2. Scroll to bottom select "+NDIS Providers"
3. Add codes by searching "roles", "keywords" or "type"